

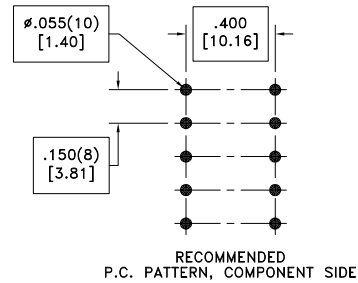
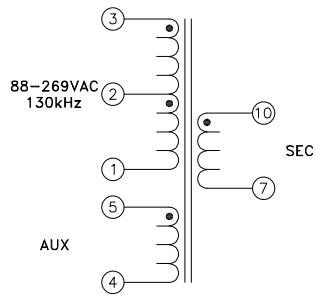
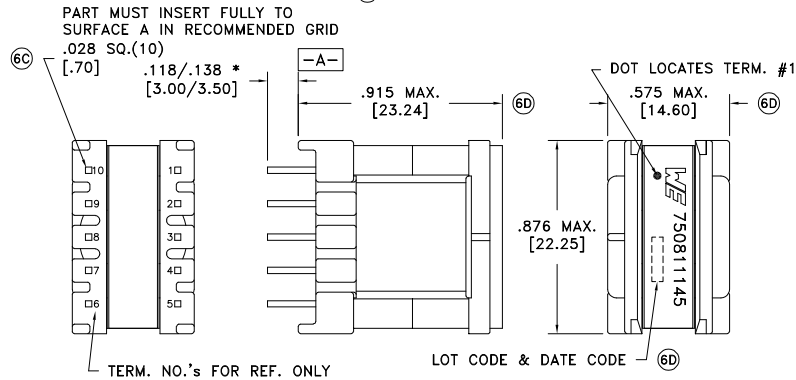
CUSTOMER TERMINAL	RoHS	LEAD(Pb)-FREE
Sn96%, Ag4%	Yes	Yes



ELECTRICAL SPECIFICATIONS @ 25°C unless otherwise noted:

PARAMETER	TEST CONDITIONS	VALUE
D.C. RESISTANCE	3-2 @20°C	0.870 ohms ±10%
D.C. RESISTANCE	10-7 @20°C	0.090 ohms ±10%
D.C. RESISTANCE	2-1 @20°C	1.110 ohms ±10%
D.C. RESISTANCE	5-4 @20°C	0.300 ohms ±10%
INDUCTANCE	3-1 65kHz, 100mVAC, Ls	1.20mH ±10%
LEAKAGE INDUCTANCE	3-1 tie(7+10, 4+5), 100kHz, 100mVAC, Ls	12.0uH max.
DIELECTRIC	1-10 tie(3+4), 3750VDC, 1 second	3750VDC, 1 minute
DIELECTRIC	1-5 625VDC, 1 second	625VDC, 1 minute
TURNS RATIO	(3-1):(5-4)	8.15:1, ±1%
TURNS RATIO	(3-1):(10-7)	4.42:1, ±1%

⑥D* DIMENSION MAY BE EXCEEDED WITH SOLDER ONLY



GENERAL SPECIFICATIONS:

OPERATING TEMPERATURE RANGE: -40°C to +125°C including temp rise.

Designed to comply with the following requirements as defined by IEC60950-1, EN60950-1, UL60950-1/CSA60950-1 and AS/NZS60950.1:

- Reinforced insulation for a primary circuit at a working voltage of 400VDC.

Wire insulation & RoHS status not affected by wire color.
Wire insulation color may vary depending on availability.

REV.	DATE	Packaging Specifications		Tolerances unless otherwise specified: Method: $\pm 1^*$ Decimals: $\pm .005$ [.13] Fractions: $\pm 1/64$ Footprint: $\pm .001$ [.03]	DRAWING TITLE	PART NO.	
6D	2/23	Method: Tray ⑥C			TRANSFORMER	750811145	
6C	8/11	PKG-0846			This drawing is dual dimensioned. Dimensions in brackets are in millimeters.	eiSos p/n: 750811145	
6B	5/11	www.we-online.com/midcom					
6A	7/10	SEE REVISION SHEET FOR REVISION LEVEL					