


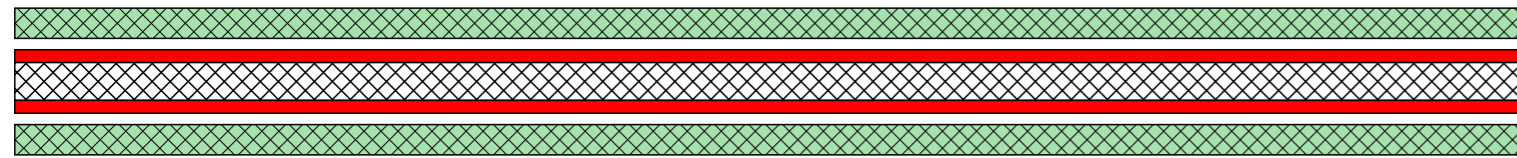
Rigid

#	Layer	Thickness	Description	Note
	Top Solder	0.015mm	Soldermask IPC-SM840	used on rigid parts
	Top Surface Finish	0.006mm		
1	Top Side	0.040mm	Starting foil 1/4oz. after plating and processing	
		0.065mm	Prepreg IPC-4101/127/128	FR-4.1 filled, halogen free
2	Inner Layer 1	0.017mm	ED Base Copper	
		0.410mm	Core IPC-4101/127/128	FR-4.1 filled, halogen free
3	Inner Layer 2	0.017mm	ED Base Copper	
		0.180mm	Prepreg IPC-4101/127/128	FR-4.1 filled, halogen free
4	Inner Layer 3	0.017mm	ED Base Copper	
		0.050mm	Flexible core IPC-4204/11	Flex Polyimide adhesiveless
5	Inner Layer 4	0.017mm	ED Base Copper	
		0.180mm	Prepreg IPC-4101/127/128	FR-4.1 filled, halogen free
6	Inner Layer 5	0.017mm	ED Base Copper	
		0.410mm	Core IPC-4101/127/128	FR-4.1 filled, halogen free
7	Inner Layer 6	0.017mm	ED Base Copper	
		0.065mm	Prepreg IPC-4101/127/128	FR-4.1 filled, halogen free
8	Bottom Side	0.040mm	Starting foil 1/4oz. after plating and processing	
	Bottom Surface Finish	0.006mm		
	Bottom Solder	0.015mm	Soldermask IPC-SM840	used on rigid parts


Total thickness: 1.583mm

notes:		FLEX8_3Ri-2F-3Ri_158_17_2V13		 WÜRTH ELEKTRONIK MORE THAN YOU EXPECT
Final copper thicknesses according to IPC-6013	Please follow our sectional design rules: ▶ www.we-online.com/designrigidflex	PCB Thickness Tolerance: rigid ± 10% / flex ± 0,05mm		
IPC-2223 use A "Flex to install"	For impedance matching stackups: Please consult our specialists: FLEX@we-online.com	customer	created	
Standard: Surface Finish ENIG (Ni 5.5 µm ± 1.5 µm, Au 0.075 µm ± 0.025 µm)		pcb name	approved	
		engineer	format A4, landscape	
		date		Template Revision: 10/2023 by Andreas Schilpp / Michael Kress / Werner Öchslen

Flex



# Layer	Thickness	Description	Note
Flex Top Coverlay	0.040mm	PI Coverlay IPC-4203/2	Polyimide + bonding film (Epoxy)
4 Inner Layer 3	0.017mm	ED Base Copper	
	0.050mm	Flexible core IPC-4204/11	Flex Polyimide adhesiveless
5 Inner Layer 4	0.017mm	ED Base Copper	
Flex Bottom Coverlay	0.040mm	PI Coverlay IPC-4203/2	Polyimide + bonding film (Epoxy)
Total thickness: 0.164mm			

notes:		FLEX8_3Ri-2F-3Ri_158_17_2V13		 WÜRTH ELEKTRONIK MORE THAN YOU EXPECT
Final copper thicknesses according to IPC-6013	Please follow our sectional design rules: ▶ www.we-online.com/designrigidflex	PCB Thickness Tolerance: rigid ± 10% / flex ± 0,05mm		
IPC-2223 use A "Flex to install"	For impedance matching stackups: Please consult our specialists: FLEX@we-online.com	customer	created	
Standard: Surface Finish ENIG (Ni 5.5 µm ± 1.5 µm, Au 0.075 µm ± 0.025 µm)		pcb name	approved	
		engineer	format A4, landscape	
		date		Template Revision: 10/2023 by Andreas Schilpp / Michael Kress / Werner Öchslen