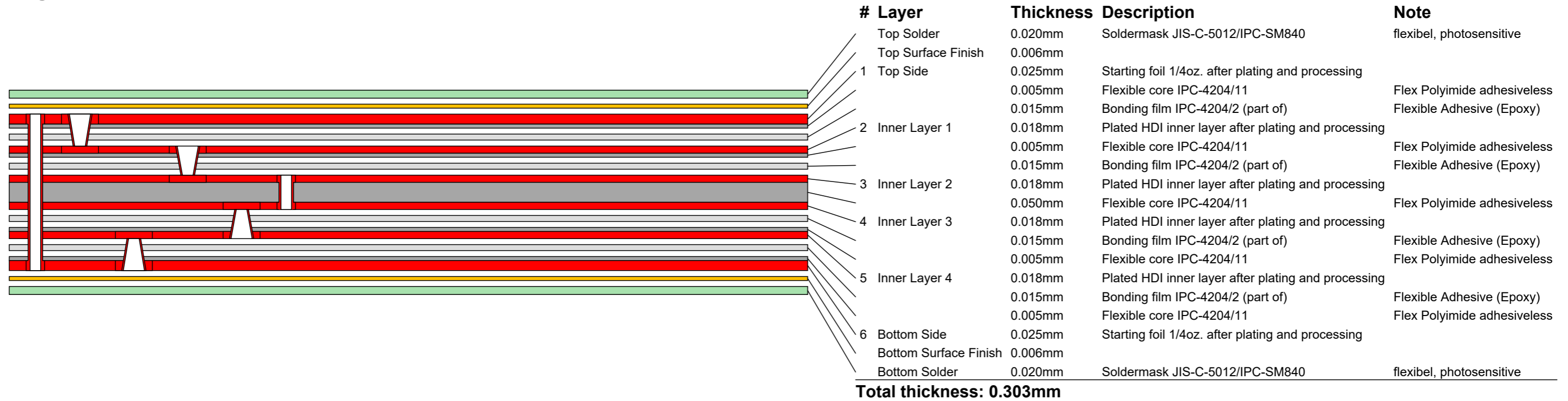


# Rigid

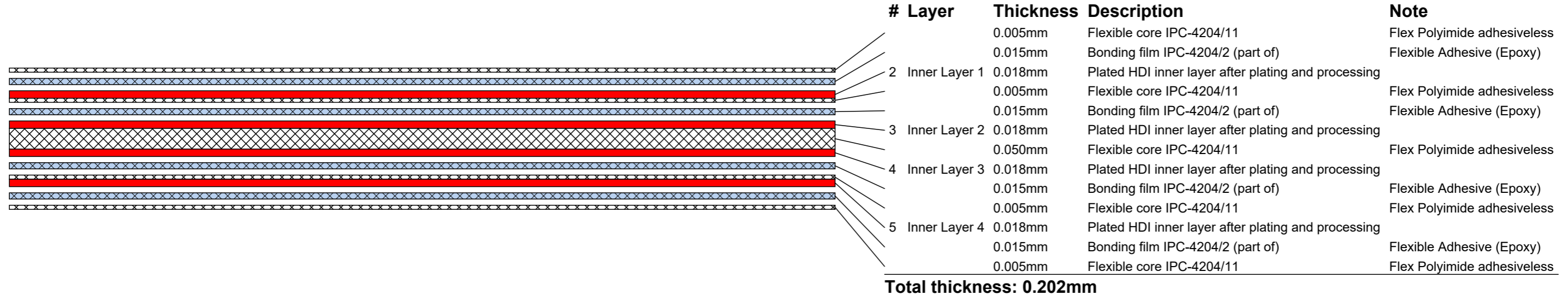


notes:
Standard: Only microvias, NO PTHs With PTH Copper 35 µm thick on Top/Bottom
Standard: Surface Finish ENIG (Ni 5.5 µm ± 1.5 µm, Au 0.075 µm ± 0.025 µm)
Final copper thicknesses according to IPC-6013 IPC-2223 use A "Flex to install"
Please follow our sectional design rules: ► <a href="http://www.we-online.com/designruleslimflex_en">www.we-online.com/designruleslimflex_en</a>

<b>FLEX6_6F_030_12_2V13</b>			
PCB Thickness Tolerance: rigid ± 10% / flex ± 0,05mm			
customer		created	
pcb name		approved	
engineer		format	A4, landscape
date			
Template Revision: 10/2023 by Andreas Schilpp / Michael Kress / Werner Öchslen			



# Flex

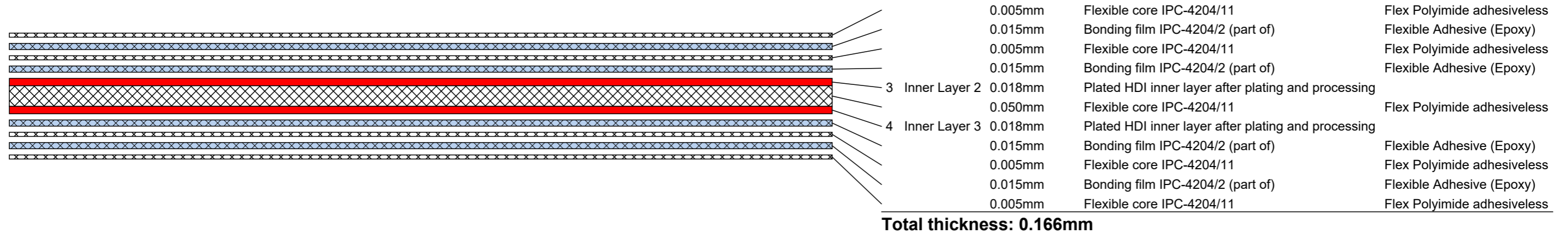


notes:
Standard: Only microvias, NO PTHs With PTH Copper 35 µm thick on Top/Bottom
Standard: Surface Finish ENIG (Ni 5.5 µm ± 1.5 µm, Au 0.075 µm ± 0.025 µm)
Final copper thicknesses according to IPC-6013 IPC-2223 use A "Flex to install"
Please follow our sectional design rules: ▶ <a href="http://www.we-online.com/designruleslimflex_en">www.we-online.com/designruleslimflex_en</a>

<b>FLEX6_6F_030_12_2V13</b>			
PCB Thickness Tolerance: rigid ± 10% / flex ± 0,05mm			
customer		created	
pcb name		approved	
engineer		format	A4, landscape
date			
Template Revision: 10/2023 by Andreas Schilpp / Michael Kress / Werner Öchslen			



# Flex



notes:

Standard: Only microvias, NO PTHs  
With PTH Copper 35 µm thick on Top/Bottom

Standard: Surface Finish ENIG  
(Ni 5.5 µm ± 1.5 µm, Au 0.075 µm ± 0.025 µm)

Final copper thicknesses according to IPC-6013  
IPC-2223 use A "Flex to install"

Please follow our sectional design rules:  
► [www.we-online.com/designruleslimflex\\_en](http://www.we-online.com/designruleslimflex_en)

**FLEX6\_6F\_030\_12\_2V13**

PCB Thickness Tolerance: rigid ± 10% / flex ± 0,05mm

customer		created	
pcb name		approved	
engineer		format	A4, landscape
date			

Template Revision: 10/2023 by Andreas Schilpp / Michael Kress / Werner Öchslen



**WÜRTH  
ELEKTRONIK**  
MORE THAN  
YOU EXPECT