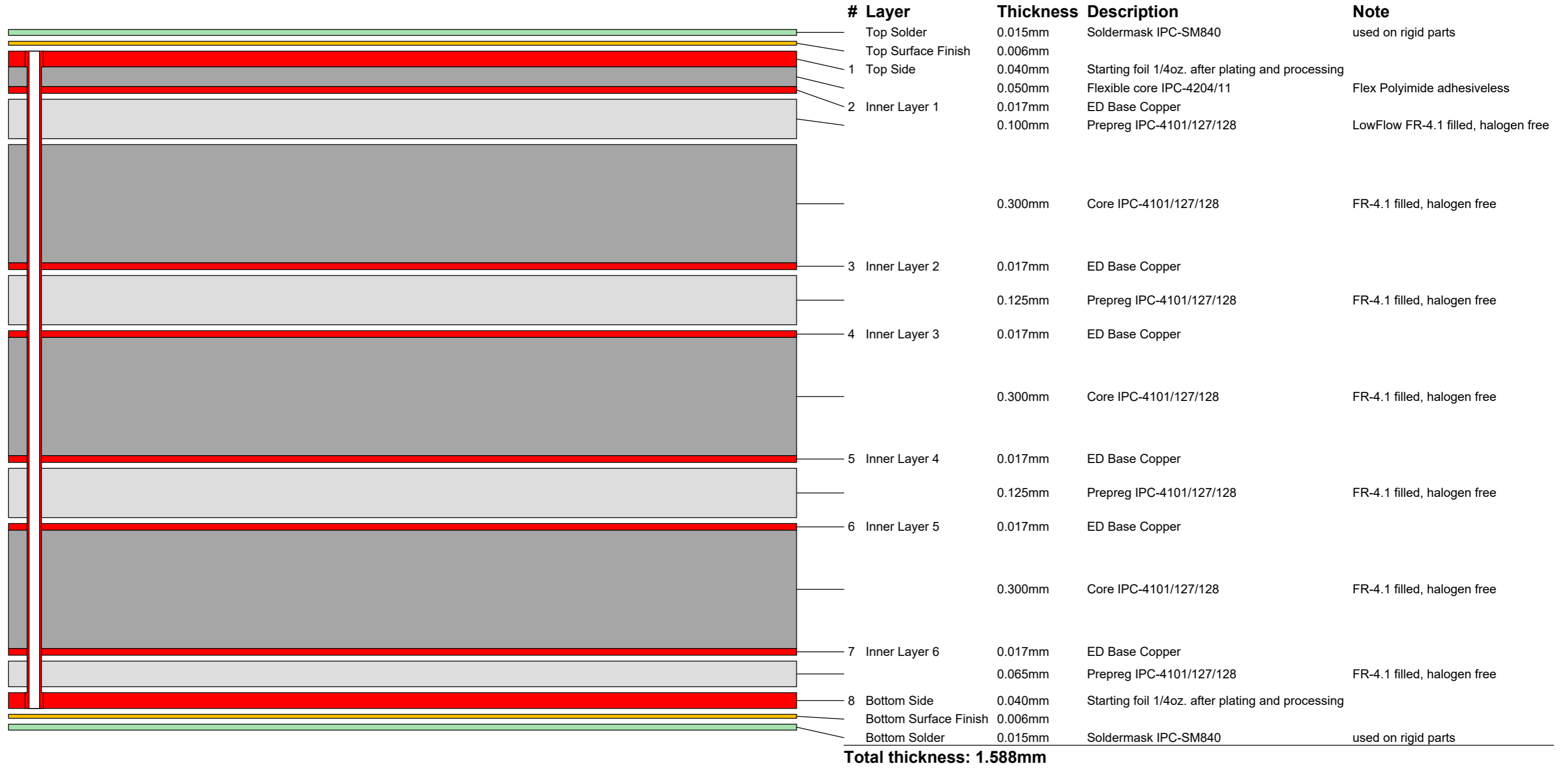

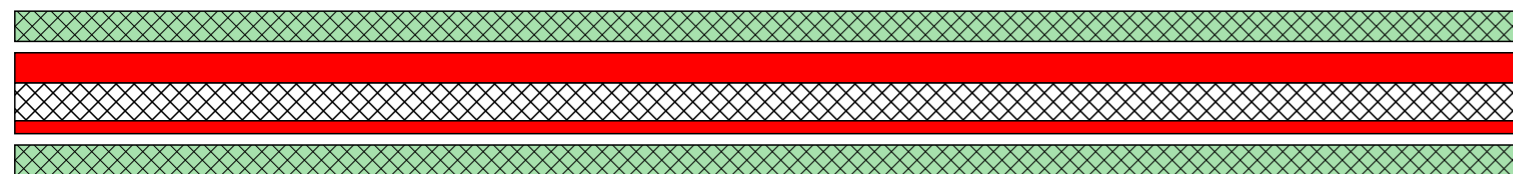


Rigid



notes:		FLEX8_2F-6Ri_158_17_2V13		 WÜRTH ELEKTRONIK MORE THAN YOU EXPECT
Final copper thicknesses according to IPC-6013	Please follow our sectional design rules: ▶ www.we-online.com/designrigidflex	PCB Thickness Tolerance: rigid ± 10% / flex ± 0,05mm		
IPC-2223 use A "Flex to install"	For impedance matching stackups: Please consult our specialists: FLEX@we-online.com	customer	created	
Standard: Surface Finish ENIG (Ni 5.5 µm ± 1.5 µm, Au 0.075 µm ± 0.025 µm)		pcb name	approved	
		engineer	format A4, landscape	
		date		Template Revision: 10/2023 by Andreas Schilpp / Michael Kress / Werner Öchslen

Flex



# Layer	Thickness	Description	Note
flexible Soldermask Top	0.040mm	Soldermask JIS-C-5012/IPC-SM840	flexibel, thermal cured
1 Top Side	0.040mm	Starting foil 1/4oz. after plating and processing	
	0.050mm	Flexible core IPC-4204/11	Flex Polyimide adhesiveless
2 Inner Layer 1	0.017mm	ED Base Copper	
Coverlay Bottom	0.040mm	PI Coverlay IPC-4203/2	Polyimide + bonding film (Epoxy)
Total thickness: 0.187mm			

notes:		FLEX8_2F-6Ri_158_17_2V13	
Final copper thicknesses according to IPC-6013	Please follow our sectional design rules: ▶ www.we-online.com/designrigidflex	PCB Thickness Tolerance: rigid ± 10% / flex ± 0,05mm	
IPC-2223 use A "Flex to install"	For impedance matching stackups: Please consult our specialists: FLEX@we-online.com	customer	created
Standard: Surface Finish ENIG (Ni 5.5 µm ± 1.5 µm, Au 0.075 µm ± 0.025 µm)		pcb name	approved
		engineer	format A4, landscape
		date	
Template Revision: 10/2023 by Andreas Schilpp / Michael Kress / Werner Öchslen			



**WÜRTH
ELEKTRONIK**
MORE THAN
YOU EXPECT